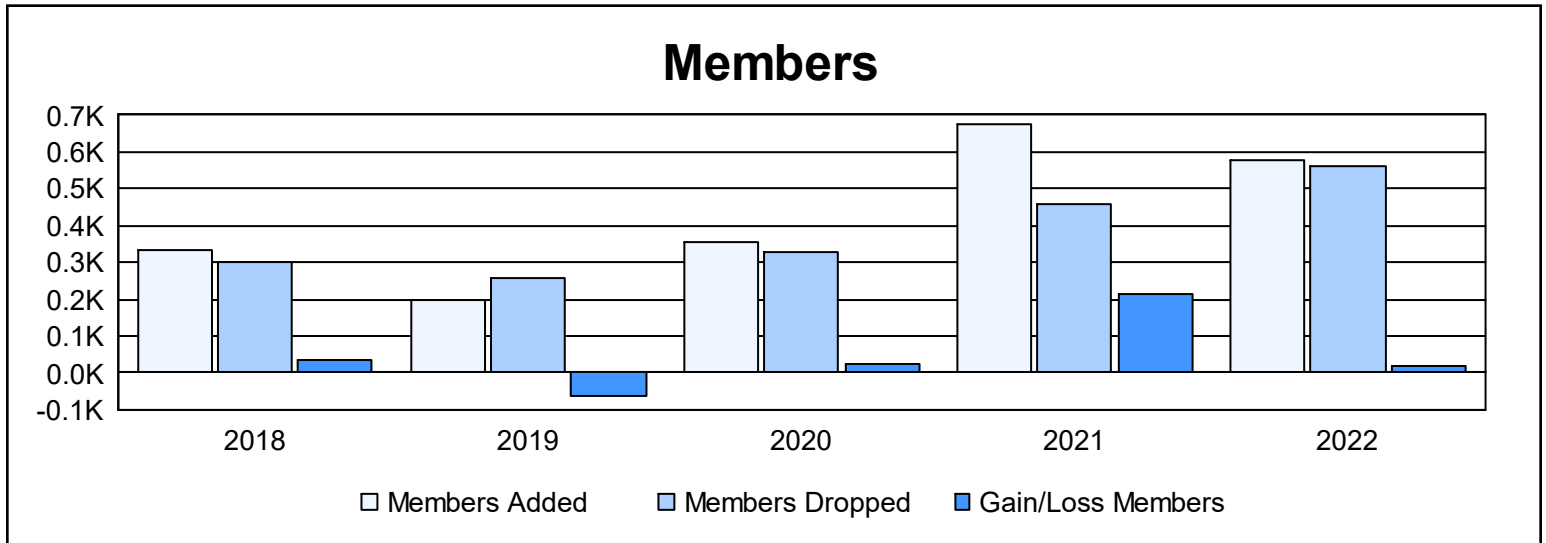
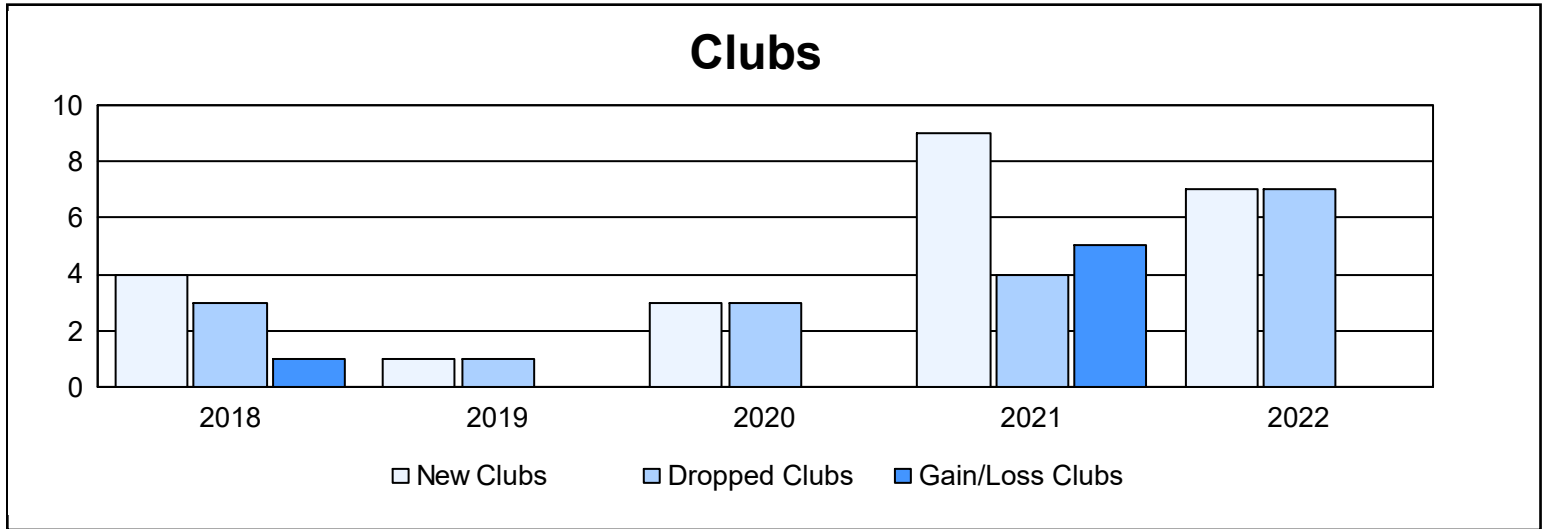
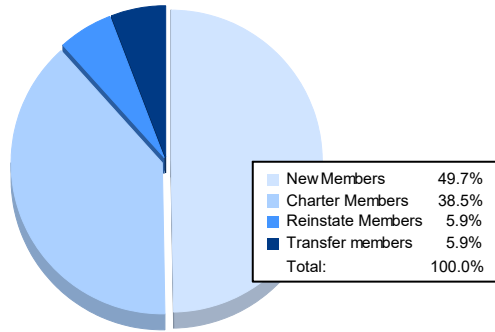


| Year | New Clubs | Dropped Clubs | Gain/ Loss Clubs | New Members | Charter Members | Reinstate Members | Transfer Members | Total Member Added | Total Members Dropped | Gain/ Loss Members |
|----------------|-----------|---------------|------------------|-------------|-----------------|-------------------|------------------|--------------------|-----------------------|--------------------|
| 2017-2018 | 4 | 3 | 1 | 202 | 119 | 4 | 11 | 336 | 299 | 37 |
| 2018-2019 | 1 | 1 | 0 | 131 | 48 | 13 | 6 | 198 | 260 | -62 |
| 2019-2020 | 3 | 3 | 0 | 135 | 162 | 28 | 30 | 355 | 329 | 26 |
| 2020-2021 | 9 | 4 | 5 | 322 | 301 | 40 | 12 | 675 | 459 | 216 |
| 2021-2022 | 7 | 7 | 0 | 286 | 222 | 34 | 34 | 576 | 560 | 16 |
| Average | 5 | 4 | 1 | 215 | 170 | 24 | 19 | 428 | 381 | 47 |



Membership Composition June 2022 Cumulative



Gender Composition June 2022 Cumulative

